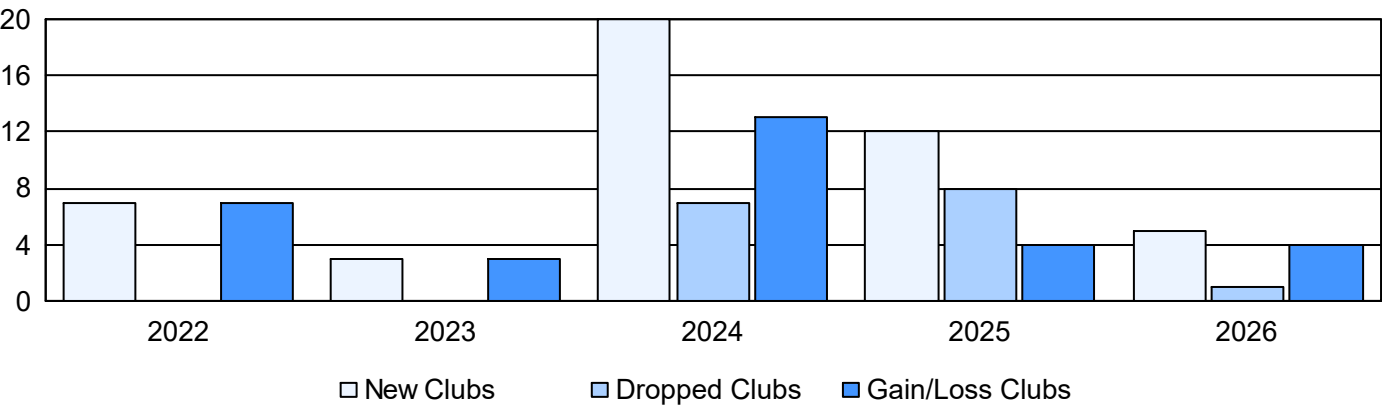
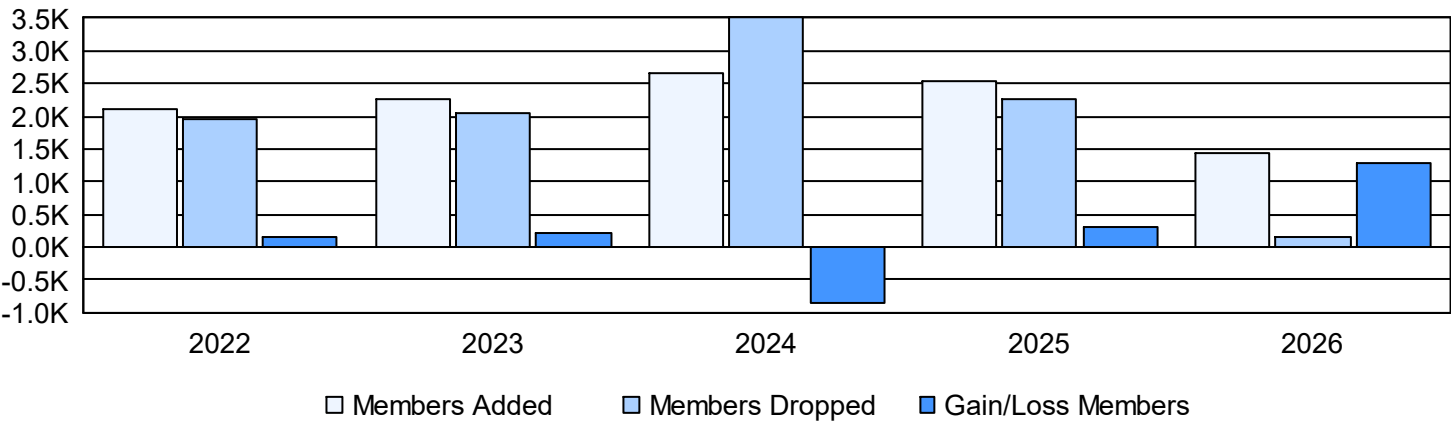


Year	New Clubs	Dropped Clubs	Gain/ Loss Clubs	New Members	Charter Members	Reinstate Members	Transfer Members	Total Member Added	Total Members Dropped	Gain/ Loss Members
2021-2022	7	0	7	1,625	275	164	55	2,119	1,962	157
2022-2023	3	0	3	1,944	121	136	64	2,265	2,063	202
2023-2024	20	7	13	1,707	661	188	91	2,647	3,499	-852
2024-2025	12	8	4	1,896	429	144	81	2,550	2,251	299
2025-2026	5	1	4	1,132	197	51	53	1,433	163	1,270
Average	9	3	6	1,661	337	137	69	2,203	1,988	215

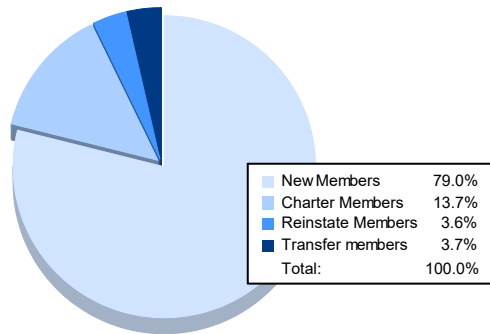
Clubs



Members



Membership Composition September 2025 Cumulative



Gender Composition September 2025 Cumulative

